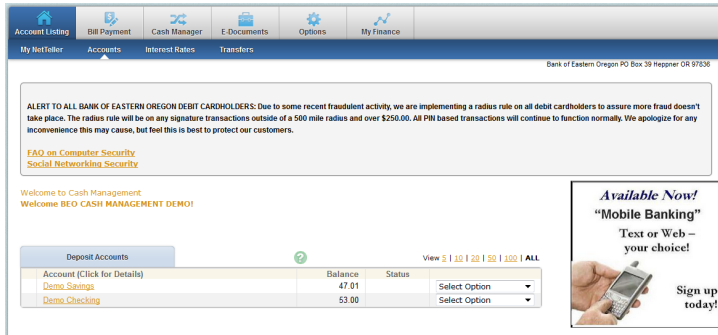


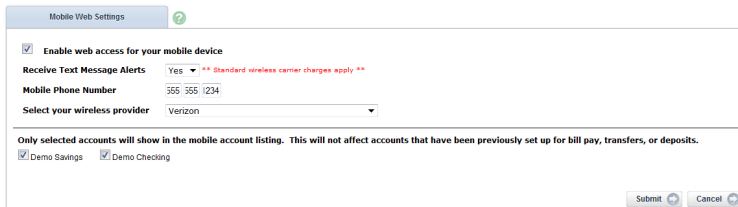
# Getting Started with BEO Mobile



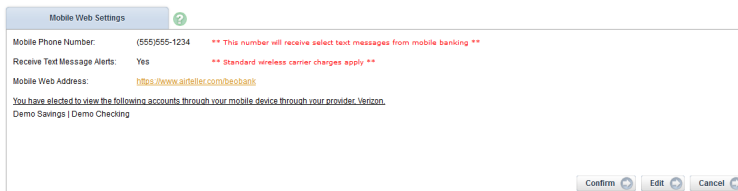
**Bank of  
Eastern  
Oregon**



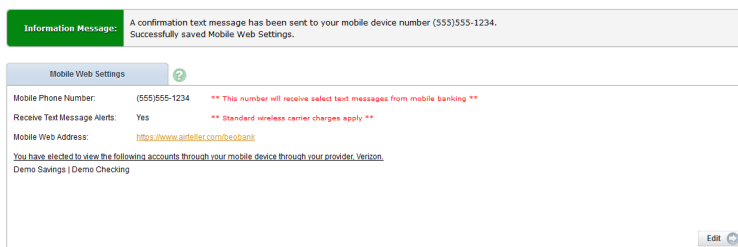
Log into Neteller. From the options in the top menu, select Options.



From Options, click Mobile Settings. This will take you Web Mobile Settings. Check the box to enable your mobile device, then fill in each of the fields. Click Submit.



On the next screen you'll be asked to confirm. Click Confirm.



If you have selected to receive text alerts, a text will be sent to your phone to confirm your changes. You are now set up for BEO Mobile and may exit this screen.